

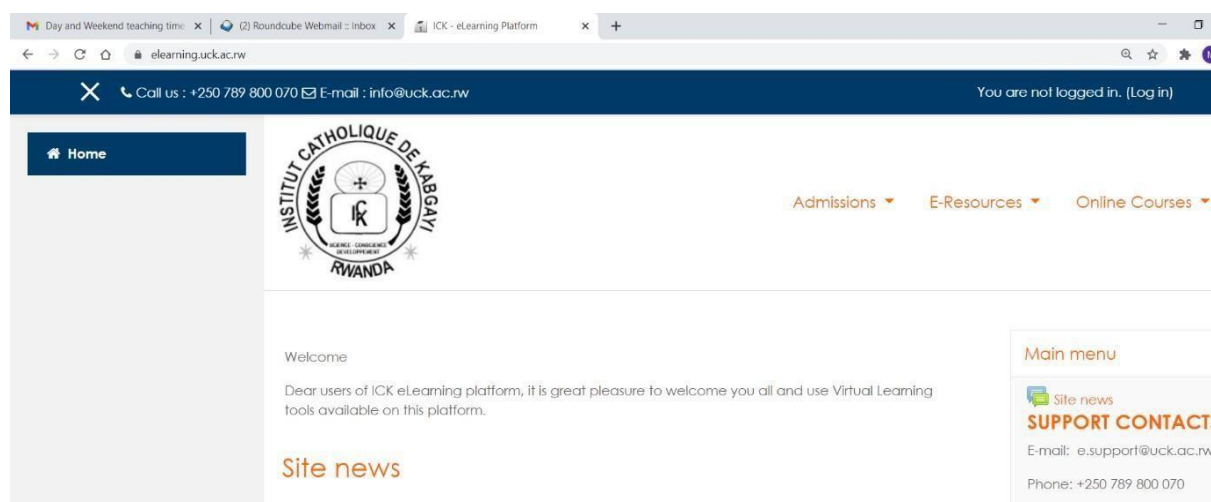
USERS MANUAL: ICK eLearning Platform

Welcome

Dear users of the ICK eLearning platform, it is great pleasure to welcome you all and use the Virtual Learning tools available on this platform.

URL:

The link to access the ICK eLearning platform is available at <https://elearning.uck.ac.rw>



Authentication:

Teachers and students' authentication

The person in charge of the ICK eLearning platform is able to provide all privileges on the system in order to have access by using [username] and [password].

Login through this link (<https://elearning.uck.ac.rw/>)

ICK eLearning Platform Roles:

Role#1: Students:

A user with the Student role in ICK eLearning can participate in course activities and view resources but not alter them or see the class gradebook.

They can see their own grades if the teacher has allowed this. When a student first joins ICK eLearning they see all available courses

How students will get benefited by using ICK eLearning?

Access to learning materials anytime, anywhere. Because ICK eLearning is a web-based solution that also offers a robust Mobile App, learners can access course materials from anywhere and at any time. That means they don't need to be in the classroom or have physical materials on hand.


Role#2: Teachers:

What is the role of teacher in ICK eLearning?

Teachers have full access to build and facilitate a course in ICK eLearning. They can add resources and activities, change settings, enter grades, and configure the gradebook.

How to access

On right corner there is a login link: Click over there and you will be able to enter your assigned username and password correctly.



And you will get space where you should enter your **username(1)**, **password(2)** and click **log in(3)**



ICK - eLearning Platform

1 Username

2 Password

3 Log in

Forgotten your username or password?

Cookies must be enabled in your browser ?

Some courses may allow guest access

Log in as a guest

After successful log in, you will get your dashboard depending on assigned roles (students/teacher) as it is described above.

By default:

Username and password for students

Username: Your Registration Number in a small letter without slashes, for example (24hed11768)

Password: 24hed11768

Support

If you face any problem about ICK eLearning Platform, do not hesitate to share via email:

elearning@uck.ac.rw or on the right side of the system, there are support contacts

SUPPORT CONTACTS

Center for Instructional Technology - CIT

Phone: +250 789 800 070

Email: elearning@uck.ac.rw

Jean Marc DUSINGIZE

Phone: +250 780 850 889

Email: jeanmarcdusingize@gmail.com

Jean Robert Clement UMWUNGERI

Phone: +250 785 596 905

Email: muclero@yahoo.com

Student dashboard

The screenshot displays the ICKeLearningPlatform Student Dashboard. At the top, a dark blue header bar contains a close button, contact information (Call us: +250 789 800 070, E-mail: info@uck.ac.rw), and the user's name (Jean Marc DUSINGIZE) next to a profile icon. The dashboard is organized into a sidebar and a main content area. The sidebar, under the 'Dashboard' heading, lists several options: Site home (marked with a red '1'), Calendar (marked with a red '2'), Private files (marked with a red '3'), My courses (marked with a red '4'), MIS, ITS1113, and EDT 233. The main content area is divided into three panels. The 'Course overview' panel shows a filter set to 'All (except removed from view)' and a view selector set to 'Card'. It displays two course cards: 'Year 2 Educational Technologies' and 'Year 1 Introduction to Computer'. The 'Private files' panel shows 'No files available' and a link to 'Manage private files...'. The 'Timeline' panel shows a calendar icon and a list of events, including 'Quiz 2 All closes' for 'Management Information System' on Sunday, 5 November 2023 at 09:21.

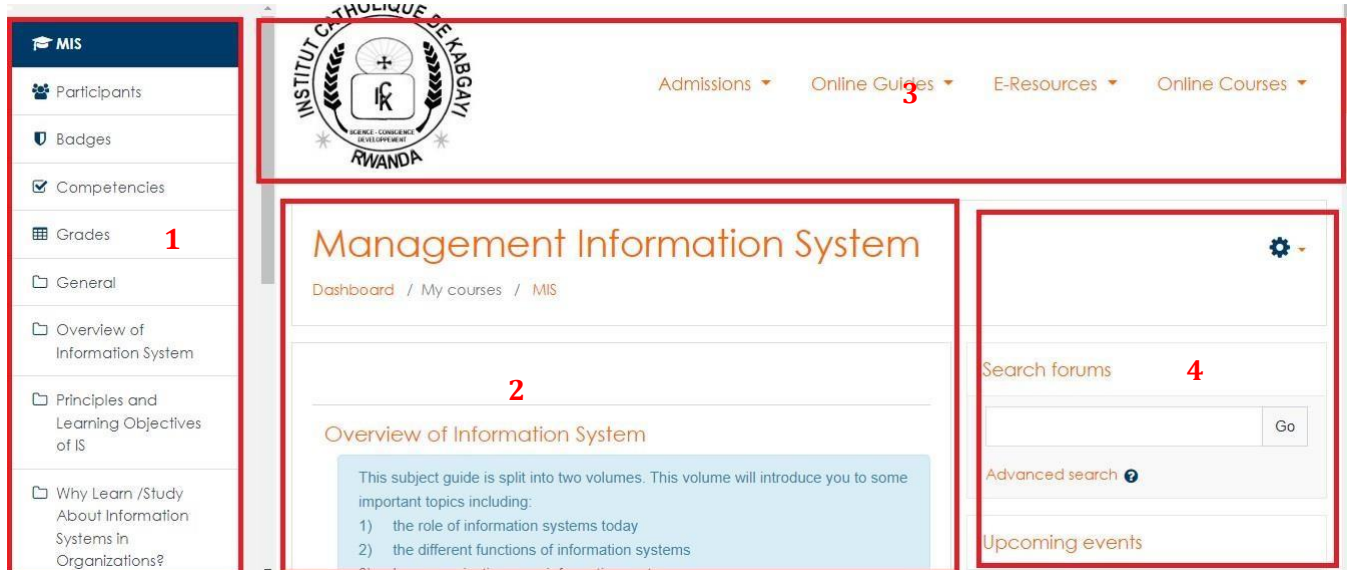
1 → site home: main page in your account

2 → the schedule of activities

3 → your own private files

4 → list of your assigned courses

Selected courses overview



1 → Activities, grades and course contents

2 → course detail (story board), and related resources & activities (

3 → page heading with selected links

event and recent activities

4 → search, upcoming

Activities

Assignment
Attendance
BigBlueButton
Chat
Choice
Forum
Glossary
Lesson
Quiz
Survey

Quiz 2 All

Attempts allowed: 1

This quiz opened at Monday, 30 October 2023, 9:21 AM

This quiz will close on Sunday, 5 November 2023, 9:21 AM.

Attempt quiz now

◀ Quiz full

Jump to...

Once the student is successful login to assigned course he/she is able to participate to the different activities. By attempting the quiz or other given activity

Management Information System

[Dashboard](#) / [My courses](#) / [MIS](#) / [MIS Notes](#) / [Quiz 2 All](#)

Question 1

Not yet answered

Marked out of 4.00

🚩 Flag question

Telecommunications is An organized collection of facts and information

Select one:

☐ True

☐ False

Next page

Quiz navigation

1 2 3

Finish attempt ...

Student has to answer the question and press next for the coming question if any till to the last

Question 3

Not yet answered

Marked out of 3.00

🚩 Flag question

Software Software is Computer programs that govern/determine/control the operation of the computer

Select one:

☐ True

☐ False

Previous page Finish attempt ...

Quiz navigation

1 2 3

Finish attempt ...

after completing to answer all question Student has to press finish attempt otherwise the system considers as progress activity

Quiz 2 All

Summary of attempt

Question	Status
1	Answer saved
2	Answer saved
3	Not yet answered

Return to attempt

This attempt must be submitted by Sunday, 5 November 2023, 9:21 AM.

Submit all and finish

Quiz navigation

1

2

3

At this point student has to submit all and finish. Otherwise the teacher will not receive your work

Management Information System

[Dashboard](#) /
 [My courses](#) /
 [MIS](#) /
 [MIS Notes](#) /
 [Quiz 2 All](#)

Started on

Wednesday, 1 November 2023, 7:06 PM

State

Finished

Completed on

Wednesday, 1 November 2023, 7:43 PM

Time taken

36 mins 38 secs

Grade

7.00 out of 10.00 (70%)

Quiz navigation

1

2

3

Show one page at a time

Finish review

To find the result for your activities, student goes to the activity and get his/her marks

ICT6112

Participants

Badges

Competencies

Grades

Module Description

Units/Topics

Dashboard

Site home

Calendar

Private files

The curriculum is designed to form the foundation for continuous learning with introduction to emerging trends such as collaborative tools, ICT fundamentals, advanced MS Office/OpenOffice and security of the data.

course of study involves the development of skills over time. These skills become building blocks with which to meet the challenges of personal and professional life.

activities. Use internet for research and sharing information. Integrate ICT in learning of different subjects.

cloud services)
- ICT for specific subject
- Practical 1 (practices related to the units 1, 2 and 3)
- Practical 2: practices related to the units 4, 5 and 6.

Final Exam (Only student continuous a

example

Units/Topics

Teaching Time	Units/Topics	Unit learning outcomes	Students activities	Assessment	Resources
Session 1	Introduction to Information technolog	At the end of this unit, you will be able to:	E-activit 1.1: theory	Online using ICK Platform.	Notes

Click on virtual class

ICT6112

Participants

Badges

Competencies

Grades

Module Description

Units/Topics

Dashboard

Site home

Calendar

Private files

example

This conference is in progress.
This session started at 2:20. There is 1 moderator.

Join session

End session

Recordings

There are no recording to show.

Jump to...

Operating System

Click on join session to access class(online virtual class)

MESSAGES

Public Chat

NOTES

Shared Notes

USERS (1)

DUSINGIZE Jean Marc (You)

Public Chat

DUSINGIZE Jean Marc is now the presenter

Message Public Chat

example

Start recording

Welcome To BigBlueButton

BigBlueButton is an open source web conferencing system designed for online learning

CHAT

SEND public and private messages.

WEBCAMS

Hold visual meetings.

AUDIO

Communicate using high quality audio.

BREAKOUT ROOMS

Form teams of users for group work.

POLLING

Poll your users anytime.

EMOJIS

Express yourself.

SCREEN SHARING

Share your screen.

MULTI-USER WHITEBOARD

Draw together.

For more information visit bigbluebutton.org

Slide 1

100%

Now here you can interact with Lecturer and other student

Introduction to information Technology

Dashboard / My courses / ICT6112 / Module Description / sample1

My Submissions

chapter 1 chapter 2

Title	Start Date	Due Date	Post Date	Marks Available
sample1 - chapter 1	1 Mar 2025 - 02:30	8 Mar 2025 - 02:30	8 Mar 2025 - 02:30	100

Refresh Submissions

Submission Title Turnitin Paper ID Submitted Similarity Grade Overall Grade

Submit Paper

click Submit paper to submit your work

Submit Paper

Submission Title

File to Submit

Maximum file size: 2MB, maximum number of files: 1

Add Submission

There are required fields in this form marked

Click in the box to name your work

Submit Paper

Submission Title

File to Submit

Maximum file size: 2MB, maximum number of files: 1

Add Submission

There are required fields in this form marked

Click on the file to upload your work and after click on Add Submission to send your work

ICT6112

Participants

Badges

Competencies

Grades

Module Description

Units/Topics

Dashboard

Site home

Calendar

Private files

Introduction to information Technology

Dashboard / My courses / ICT6112 / Module Description / sample1

My Submissions

chapter 1 chapter 2

Title	Start Date	Due Date	Post Date	Marks Available
sample1 - chapter 1	1 Mar 2025 - 02:30	8 Mar 2025 - 02:30	8 Mar 2025 - 02:30	100

Refresh Submissions

Submission Title	Turnitin Paper ID	Submitted	Similarity	Grade	Overall Grade
View Digital Receipt test1	2631405105	1/04/25, 02:42	24%	--/100	--

Click on percentage to check your work's Similarity (from Turnitin)

March 25, 2025

Director of RADIO HUGUKA

Kigali

RE: Internship for student of Journalism Department

Dear Madam,

We would like to request you to host our following 6 students of the Faculty of Journalism and Communication Studies at the Catholic Institute of Kibagayi for internship at Radio Huguka during the period mentioned in front of their names:

1.NIYONSENGA Aime Augustin	HUGUKA Two months
2.TUYISENGE Divine	HUGUKA Two months
3. IRAFASHA Rene	HUGUKA Two months
4.NDAYISHIMIYE Eric	HUGUKA, one and half month
5.MUTESI Josiane	HUGUKA, one and half month
6.TUGIRIMANA Jean Bosco	HUGUKA, one and half month
7.IRAMBONA Papias	HUGUKA, one and half month

In fact, our Faculty trains professionals in Journalism. Hence, in order to initiate and prepare them for their future professional duties, we kindly request you to welcome our students of the 3rd year and the second year for internship in your institution. The students of year 3 will spend two months at your institution and the students of year two will spend one month

Page 1 of 4 665 words 129%

24% Overall Similarity

Match Groups Sources

11 matches found with Turnitin's database Show Help

11 Not Cited or Quoted 24%

0 Missing Quotations 0%

0 Missing Citation 0%

0 Cited and Quoted 0%

Not Cited or Quoted 11 matches from 2 sources

1 Internet Not Cited or Quoted

www.uck.ac.rw 23%

Now you can see the Similarity and AI that are in your works

Thank you!